SEDIMENT TASK FORCE - FOR BUILDERS

THE BASICS OF EROSION AND SEDIMENT CONTROL

GOVERNMENT OF WESTERN AUSTRALIA
Department of Biodiversity, Conservation and Attractions
SWAN CANNING RIVERPARK
Perth NRM

The Basics of Erosion and Sediment Control

To prevent negative impacts on waterways and avoid incurring complaints and fines, just use best practice on-site management.

- Where possible, divert up-slope stormwater around all areas that do not have a well-established vegetation cover - water flow over exposed ground is one of the most common causes of soil erosion.
- Preserve as much vegetated area as possible during and post construction. Vegetation stabilises the soil and can be an effective natural sediment filter.
- Rehabilitation of construction sites should be carried out quickly and progressively – don't wait until the job is complete; stabilise all disturbed areas with vegetation or landscaping.
- Stockpiles and waste should be stored away from drainage, within the development site, not on footpaths or within other public areas.
- Erodible materials such as soil or builders sand should be placed behind a sediment barrier and covered at the end of each day.
- Restrict all vehicle movements onto the site through use of a designated stabilised access. This allows an all-weather entry/exit and reduces soil being tracked onto the street.
- Maintain a well vegetated (grassed) footpath.

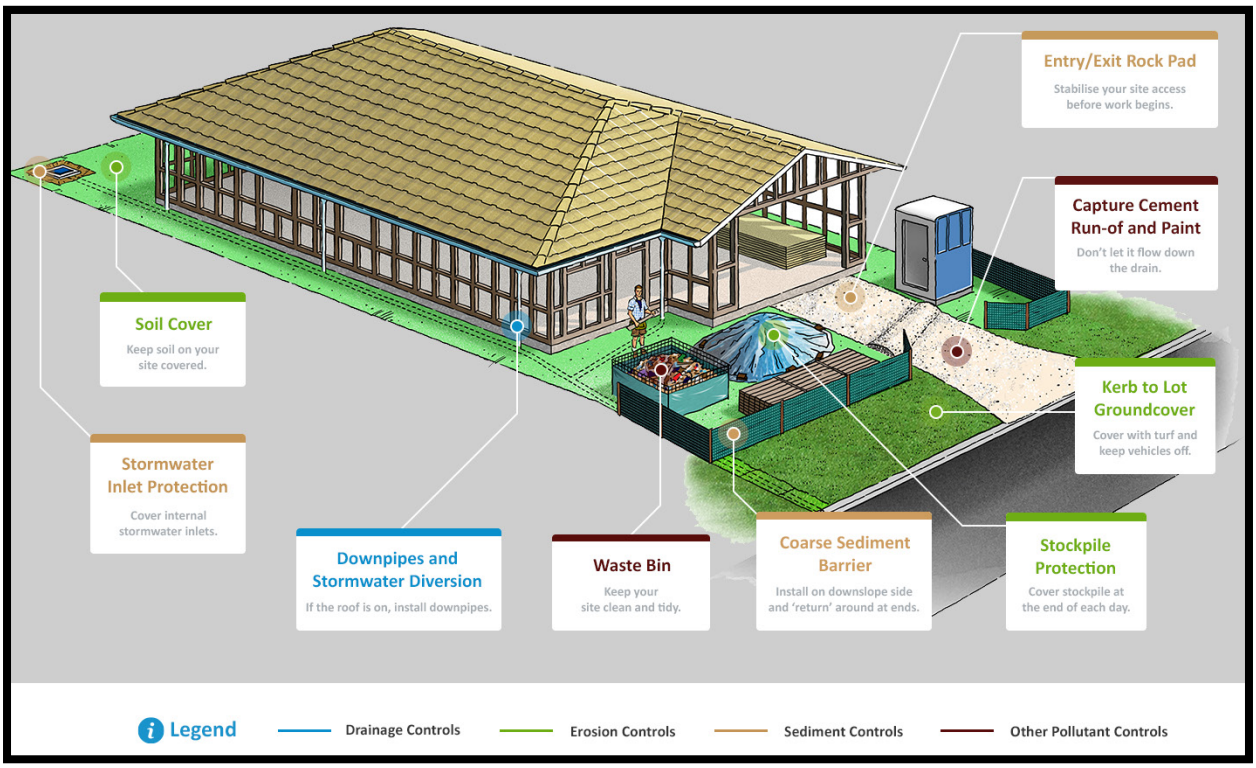

Diagram courtesy of Healthy Land and Water

Sediment Control Fences

Sediment fences work to catch sediment flowing from a site and should be installed at the property boundary and around stockpiles. Install sediment fences down slope of all disturbed areas and stockpiles to capture sediment before it gets into the gutters, drains and watercourses. The material for the fences can include geotextiles, woven (coarse sediment) and non-woven (fine sediment) material. Effective sediment fence design requires burying the fence to 150-200mm and installing steel star pickets at spacing of up to 2m.

These fences are essential on all medium and high risk sites and must be installed even on the smallest building sites.

Site managers must regularly check that they are functioning correctly and not damaged and that the build-up of mud, soil and sand does not exceed 1/3 of the height of the sediment fence.

Straw bales may be considered for lower risk rural sites, however they must also be buried and tightly packed to be effective and require regular maintenance.

Sediment Control Fences

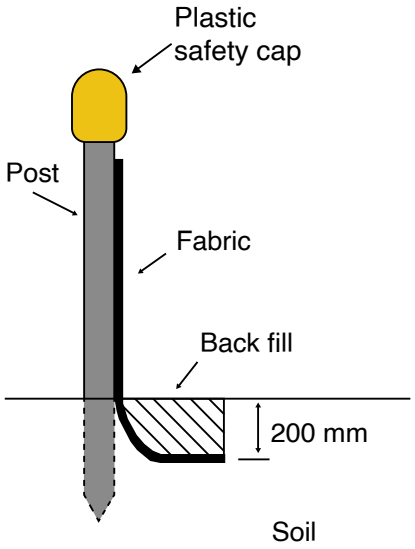

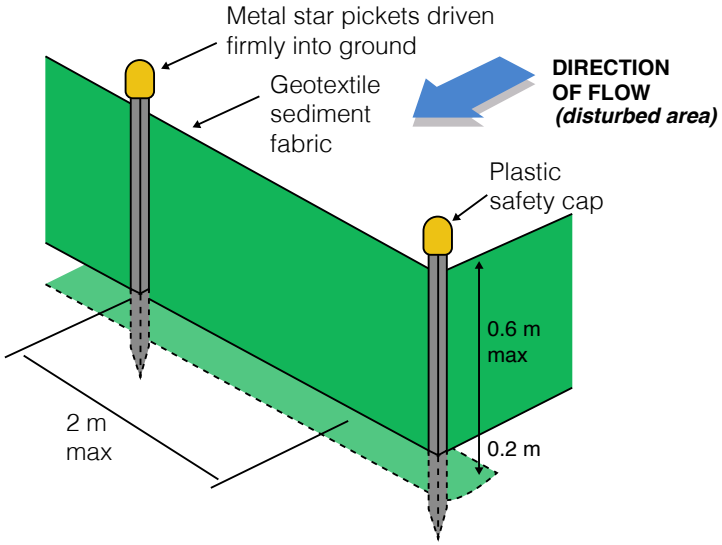

Connecting Downpipes

Completion of roof and guttering before downpipes or connections to soakwells and/or street drainage poses a significant risk for erosion on building sites. Roofs are a large collector of rainfall and uncontrolled runoff can mobilise sediment offsite.

Downpipe connections should be completed as soon as possible. Where this is not possible during construction, temporary downpipes can be installed (hard flexible or non-flexible pipes) and/or gutter bypass systems that pipe water from gutters to street drainage in temporary pipes to prevent runoff.

Public Safety

Implementation of any sediment controls within verges, footpaths and roadways should ensure that they do not present a hazard for vehicles and/or pedestrians.

Further Information

Guidance provided in this Building Information Sheet is general and specific site erosion and sediment control designs may be required to ensure compliance with individual Local Government Authorities' Local Laws. Contact your Local Government website or enquiry line. Also check out:

Sediment Task Force Resources (including Builder's Checklist)
Housing industry Association (WA)
Master Builders Association
YourHome - Sediment Control
IECA (Australasia) - Resources
IECA (Australasia) - Best Practice Erosion and Sediment Control (BPESC) Document

For the Latest Innovations in Erosion and Sediment Control

IECA (Australasia) - Environmental Excellence Awards

The Sediment Task Force gratefully acknowledges the input from the following organisations: Housing Industry Association (WA), the Department of Biodiversity, Conservation and Attractions and Healthy Land and Water, and to the Shire of Augusta-Margaret River for allowing us to base this Information sheet on their Sediment and Erosion Management Building Information Sheet 2018.

The Sediment Task Force is funded by the Department of Biodiversity, Conservation and Attractions (DBCA) and supported by Perth NRM